

# C18 ACERT™

## MARINE AUXILIARY ENGINE



404 bhp	301 bkW	1500 rpm
514 bhp	383 bkW	1500 rpm
587 bhp	438 bkW	1500 rpm
660 bhp	492 bkW	1500 rpm



Image shown may not reflect actual engine

### SPECIFICATIONS

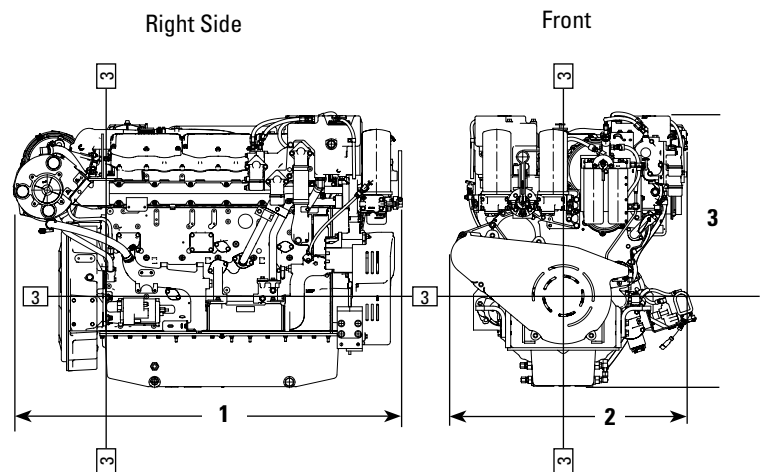
#### I-6, 4-Stroke-Cycle-Diesel

- IMO II compliant
- 18.0 L (1098 cu in) displacement
- 1500 rpm rated engine speed
- 145 mm (5.7 in) bore x 183 mm (7.2 in) stroke
- Turbocharged and aftercooled aspiration
- Electronically governed
- Heat exchanger or keel cooled
- Refill capacity
  - Cooling system: 45 L (12 gal)
  - Lube oil system: 49 L (13 gal) shallow pan
  - Lube oil system: 68 L (18 gal) deep pan
- 250-hour oil change interval shallow pan
- 500-hour oil change interval deep pan
- Caterpillar Diesel Engine Oil 10W30 or 15W40
- SAE No. 0 flywheel housing with SAE No. 18 flywheel (136 teeth)
- Counterclockwise rotation from flywheel end

### STANDARD ENGINE EQUIPMENT

- Separate circuit aftercooler (SCAC)
- Heavy-duty inlet air filter
- Heat exchanger or keel cooling
- SCAC and JW shunt tanks with sight glass
- Watercooled exhaust manifold and turbocharger
- Center sump oil pan, deep or shallow
- Oil filler, filter, and dipstick, front service
- MEUI fuel system
- Fuel filter, front service
- Fuel transfer and priming pumps
- Hybrid fuel lines
- Electronic fuel/air ratio control
- Electronic diagnostics and fault logging
- Front support adjustable mounting system
- Front damper guard
- Customer wiring and service tool connector

### DIMENSIONS



#### ENGINE DIMENSIONS & WEIGHT

<b>(1) Length</b>	1854 mm	73.0 in
<b>(2) Width</b>	1134 mm	44.6 in
<b>(3) Height</b>	1300 mm	51.2 in
<b>Weight, Net Dry (approx)</b>	*1950 kg	*4,299 lb

Note: Do not use these dimensions for installation design. See general dimension drawings for detail.

\*Weight includes electric starting motor and charging alternator.

### MARINE ENGINE PERFORMANCE

MA Rating – EM0086-01

% Load	bhp	g/hr	bkW	g/bkW-hr
100	404	19.9	301	210
75	303	15.1	226	213
50	202	10.6	151	223
25	101	6.3	75	267
10	40	3.8	30	396

MA Rating – EM0087-01

% Load	bhp	g/hr	bkW	g/bkW-hr
100	514	25.2	383	209
75	385	19.0	287	211
50	257	13.1	192	217
25	129	7.3	96	241
10	51	4.2	38	347

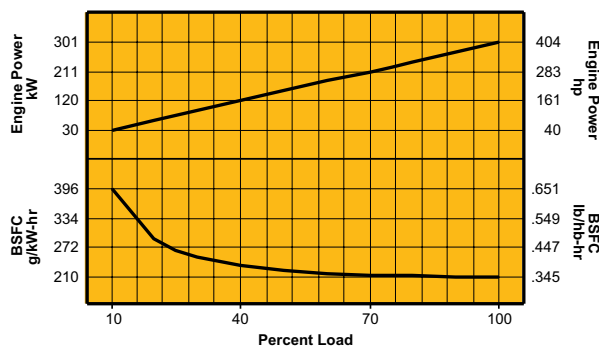
MA Rating – EM0088-01

% Load	bhp	g/hr	bkW	g/bkW-hr
100	587	28.7	438	208
75	441	21.8	329	211
50	294	14.8	219	214
25	147	8.9	110	258
10	59	4.6	44	335

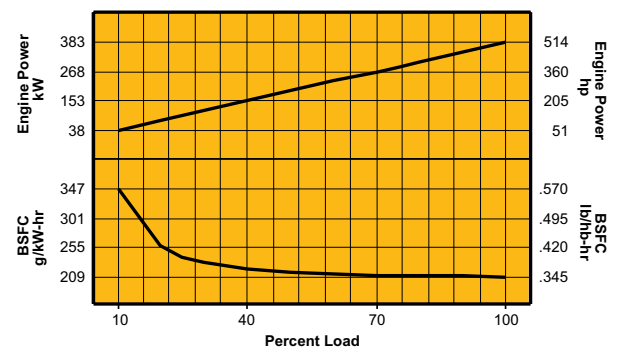
MA Rating – EM0089-01

% Load	bhp	g/hr	bkW	g/bkW-hr
100	660	32.3	492	209
75	495	24.3	369	209
50	330	16.5	246	214
25	165	9.3	123	241
10	66	4.8	49	313

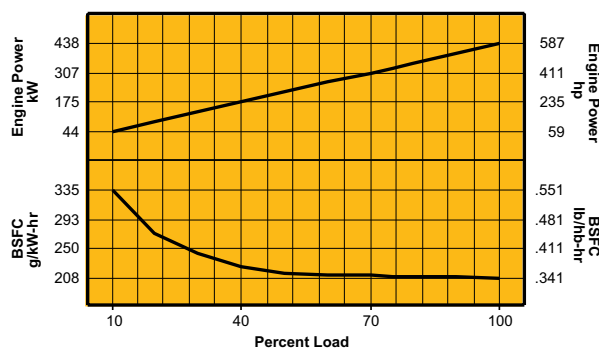
404 bhp (301 bkW) @ 1500 rpm



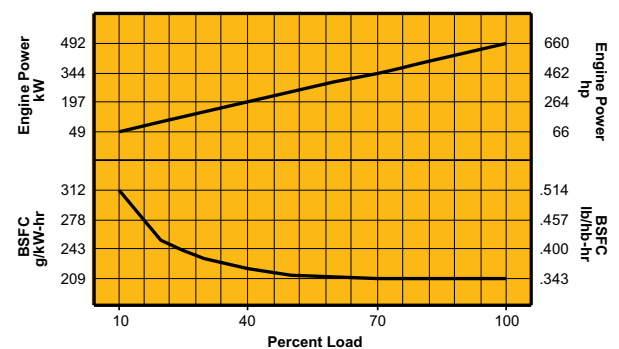
514 bhp (383 bkW) @ 1500 rpm



587 bhp (438 bkW) @ 1500 rpm



660 bhp (492 bkW) @ 1500 rpm



CAT, CATERPILLAR, their respective logos, ACERT, "Caterpillar Yellow" and the "Power Edge" trade dress, as well as corporate and product identity used herein, are trademarks of Caterpillar and may not be used without permission.